



Guru Ravidas Ayurved University

Hoshiarpur (Punjab)

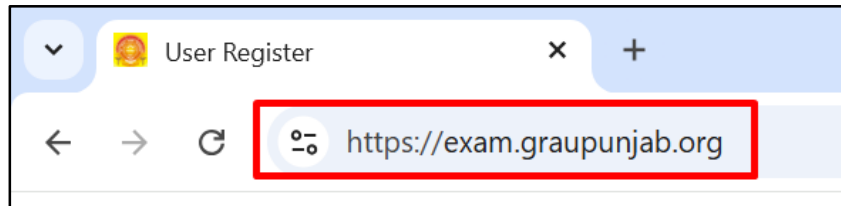
STUDENT USER GUIDE
FOR
SUBMISSION OF EXAMINATION FORMS
ON THE ONLINE PORTAL

Portal Link	<u>exam.graupunjab.org</u>
--------------------	--

STUDENT USER GUIDE

1. Open GRAU Examination Portal - exam.graupunjab.org

- Open web browser (Google Chrome or Mozilla Firefox is recommended)
- Enter above URL in the box indicated below.




2. Create your student login account on portal by entering your Registration Number.


- Please note that if you have already created your login account then click “I have an account” link below the page to login onto the portal.
- Make sure that your Registration Number is correct before you enter. Refer your first year result to find accurate Registration Number.


GRAU Examination Portal


(Session: Nov/Dec 2025)


Register a New Student Account















6610

Register

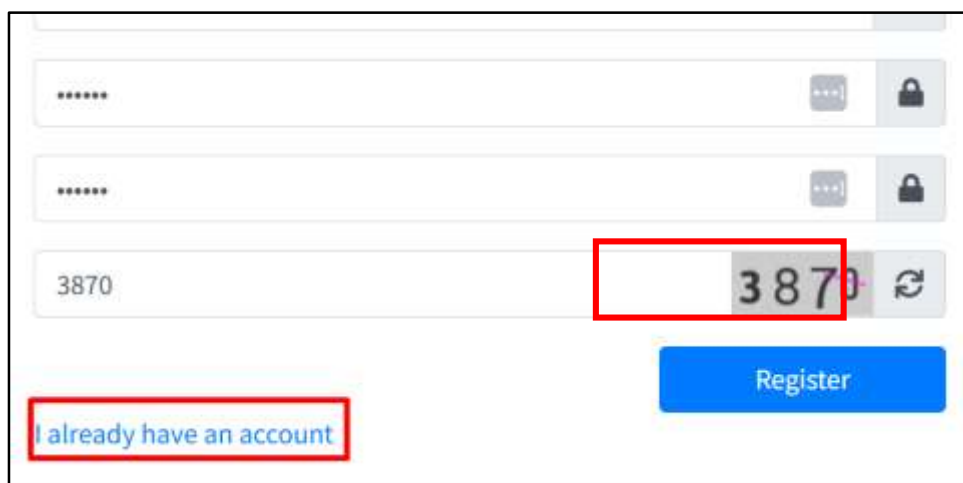
[I already have an account](#)

3. Upon entering the Registration Number, a pop-up will appear displaying details such as Name and Father's Name. Click [OK]



4. Fill in the required information and then click on [Register] button.

OR in case you have already created login account, click on [I already have an account] and you will be redirected to Login Page.

A registration form with three input fields. The first two fields are for text, each with a password icon (a small square with three dots) and a lock icon (a small padlock) to its right. The third field is for a registration number, containing the text "3870". To the right of this field is a red rectangular box containing the text "3870" and a refresh icon (a circular arrow). Below the registration number field is a blue button labeled "Register". At the bottom left, there is a link labeled "I already have an account" which is highlighted by a red rectangular box.

5. After this you will be logged in to GRAU Examination Portal. Verify your email ID and mobile number, review the pre-filled information, complete the admission details, and then click on [Save and Upload documents] button.

Add Admission Detail (Step - 1) 1. Fill Registration Details / Add Admission Detail (Step - 1)

Attention: Your email and mobile number are not verified. Please verify to continue using all services without interruption. [Click here to verify email](#) | [Click here to verify mobile](#)

1 Admission Detail 2 Enclosures

Add Admission Detail (Step - 1)

Academic Year * **Course ***

Academic Year - 2025 Bachelor of Ayurvedic Medicine and Surgery Part II (Scheme: Second Year/New Scheme w.a.E.2)

District * **College Name ***

Patala Government Ayurvedic College Patala

Personal Information

Registration Number * **Name *** **Father's Name *** **Mother's Name ***

Email * **Mobile *** **DOB ***

Gender * **Passport Size Image *** **Signature ***

☐ Male ☐ Female ☐ Other Choose file Browse Choose file Browse

Is person with disability? * **Nationality *** **Domicile State ***

☐ Yes ☒ No Choose Nationality Choose Domicile State

Category * **Aadhar Card Number ***

Choose Category Enter Aadhar Card Number

Permanent Address

Address * **City *** **District ***

Enter Address Enter City Enter District Please fill out this field.

State * **Pin Code ***

Enter State Enter Pin Code

Correspondence Address (Should be an Indian Address)

☐ Use Permanent Address as Correspondence Address

Address * **City *** **District ***

Enter Address Enter City Enter District

State * **Pin Code ***

Enter State Enter Pin Code

Save And Upload Documents

6. Upload the required documents then click on [Submit] button.

1 Admission Detail

ID Proof

Aadhar Card/Passport

Upload Aadhar Card/Passport

Choose file

max size: 2M / format: pdf

Other Details

Caste Category Certificate

Upload Caste Certificate

Choose file

max size: 2M / format: pdf

7. Review your registration details, edit any information if required, and then click on

[Lock Registration Details and Fill Examination Form] button.

- If you want to update any information, then click [EDIT DETAILS] placed at right side of each section.

NATIONALITY : INDIAN		AADHAR CARD: 342434324324	
PERMANENT ADDRESS DETAILS			
ADDRESS DETAILS : DDSADAS, MOHALL,		STATE : PUNJAB	DISTRICT : MOHALL
		PIN CODE : 140002	COUNTRY : INDIA
CORRESPONDENCE ADDRESS DETAILS			
ADDRESS DETAILS : DDSADAS, MOHALL,		STATE : PUNJAB	DISTRICT : MOHALL
		PIN CODE : 140002	COUNTRY : INDIA
DOCUMENTS DETAILS			
ENCLOSURES			
ID PROOF			
AADHAR CARD/PASSPORT			
AADHAR CARD/PASSPORT: YES, FILE LINK			
OTHER DETAILS			
CASTE CATEGORY CERTIFICATE			
CASTE CERTIFICATE: NO			
<input type="button" value="Lock Registration Details and Fill Examination Form"/>			

8. Fill the required details and click on [Submit] button.

Upload new Exam Forms

Regular Or Supplementary *
Regular

Course / Year *
Bachelor of Ayurvedic Medicine and Surgery Part-II (Scheme: Second R)

Exam Session *
Nov/Dec 2025

Previous Exam Details

Examination *
May/June 2025

Year/ Prof *
1st Prof.

Roll No *
112911801

Result *
Pass

Marks Obtained *
100 / 100

Details of Disqualified from Appearing Examination (If Any)

Disqualified from appearing in any examination / UMC Case?
No

Disqualification Reason
Enter Disqualification Reason

#	Subjects	Action
1	Charak-P (THEORY)	Checked
2	Dravyaguna Vigyan-A (THEORY)	Checked
3	Dravyaguna Vigyan-B (THEORY)	Checked
4	Ras Shastra Exam Bhaisagya Kalpana Part-A (THEORY)	Checked
5	Ras Shastra Exam Bhaisagya Kalpana Part-B (THEORY)	Checked
6	King Nidan-A (THEORY)	Checked
7	King Nidan-B (THEORY)	Checked
8	King Nidan (PRACTICAL)	Checked
9	Charak-P (PRACTICAL)	Checked
10	Dravyaguna Vigyan (PRACTICAL)	Checked
11	Ras Shastra Exam Bhaisagya Kalpana (PRACTICAL)	Checked

I, hereby, declare that:

☒ I have adequate attendance to be eligible to appear in the above-mentioned subject(s) and examination(s) as per the rules and regulations of GRAU, Hastinapur.

☒ I have no dues pending against me and I have not been restrained from appearing in the examination on account of any disciplinary issues or outstanding dues.

☒ I solemnly affirm that the particulars furnished by me in this form are true and correct to the best of my knowledge and belief. I understand that if any discrepancy is found at any stage, I shall be solely responsible for the consequences, including cancellation of my candidature.

Submit

9. Pay Examination Fee

- If you prefer to pay yourself, click on the 'Pay Now' button.
- If you wish to deposit the fees through your college, please contact the college administration.

Online Payment 1. Fill Registration Details / 2. Fill Examination Form / Online Payment

Attention: Your email and mobile number are not verified. Please verify to continue using all services without interruption. [Click here to verify email](#) | [Click here to verify mobile](#)

Online Payment

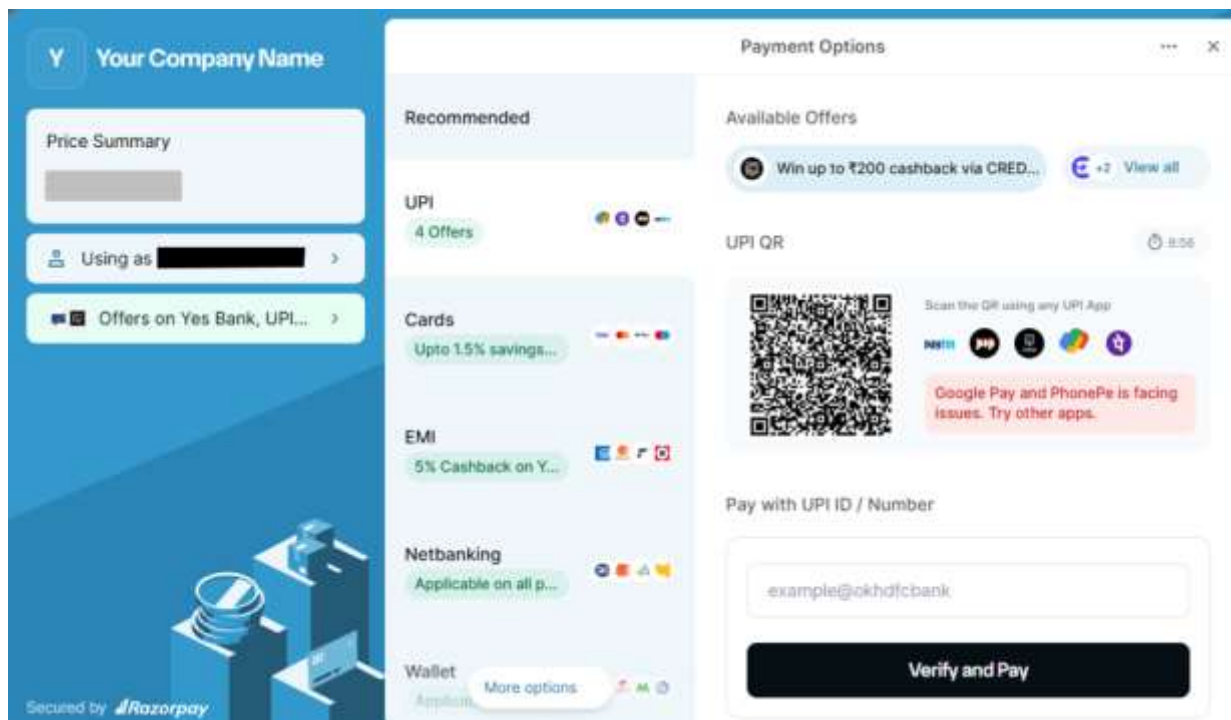
Reg No. ①	Course	Name ②	Mobile No. ③	Subjects	Fee	Late Fee	Payable Amount	Check to Pay?
2023-GRU/GTA/P-001	BAMS	JAFREEN	6239639578	11	₹8,000.00	₹0.00	₹8,000.00	<input checked="" type="checkbox"/> Pay

If you want to deposit fees through college then please contact college administration.

Enter Remarks (optional)

₹ 8,000.00/- Pay Now

10. You will then be redirected to the Payment Gateway, where you can make the payment using UPI, Card, Net Banking or Wallet.



11. After completion of payment (if you wish to pay yourself), your application will be forwarded to competent authority for further approval.